

2.8cc Horizontal Twin Series Low Noise, Miniature, Variable Speed Rotary Refrigeration Compressor

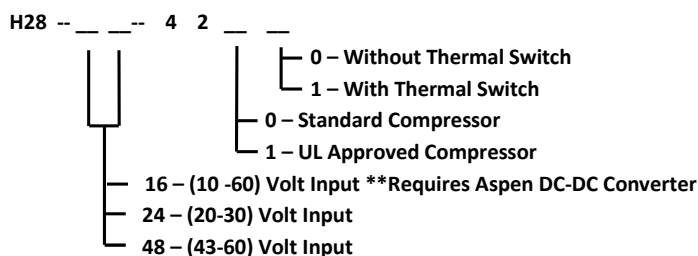
Worldwide patents pending



Compressor Specifications


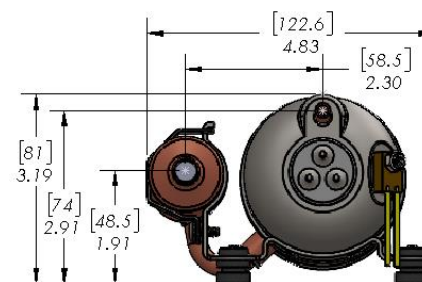
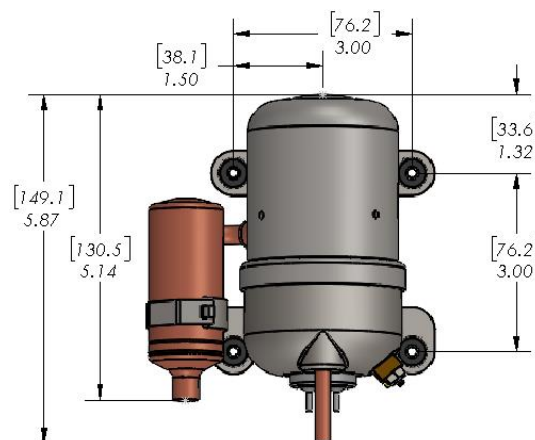
Refrigerants	R134a / R404a / R1234yf R513a/ R290 / R600a
Oil Type	Consult Factory
Oil Quantity	37 cc's
Motor / Drive	BLDC / Sensorless
Speed Range	1200 – 6500 RPM
Evaporator Temp. Range	-22~75°F (-30~24°C)
Max Condensing Temp.	140°F (60°C)
Max Discharge Temp.	212°F (100°C)
Max Ambient Temp.	120°F (49°C)
Max Dome Temp.	212°F (100°C)
Max Operating Pressure	350 psi (2.4 MPa)
Suction Port Size	3/8" ID Cup
Discharge Port Size	1/4" OD Tube
Cooling Capacity	Varies With Refrigerant See Capacity Tables
Noise Level @ 1 meter	~ 40 dBA
Weight	~ 1400g

Compressor Ordering Guide



Sample Order # H28 - 24 - 4201

Description – 2.8cc Horizontal compressor
(20-30) Volt Input
(HFC/HFO Refrigerant)
Standard Compressor
With Thermal Switch

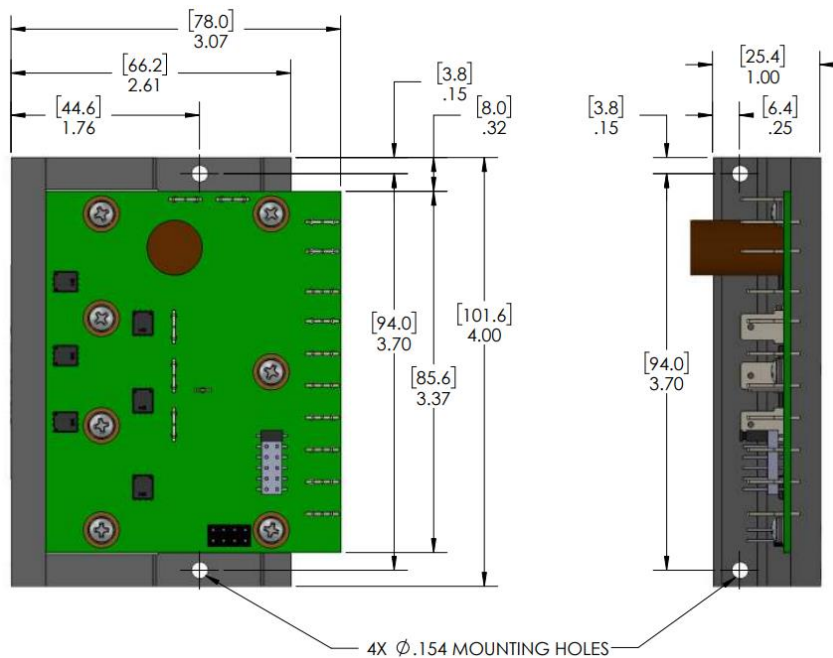


Compressor Application Notes:

1. Compressor is supplied with 37 cc's oil. Addition oil will be required if operating compressor in systems with long tubes, large heat exchangers or internal surfaces that can trap oil and prevent adequate return to the compressor.
2. Recommended airflow over compressor is 1 meter/sec.
3. **If replacing an older Aspen Compressor, consult with Aspen Engineering for compatibility as oil types have changed to accommodate new HC refrigerants**

ASPEN Universal Quiet Sinusoidal Drive & DC-DC Converter

Universal Quiet Sinusoidal Drive

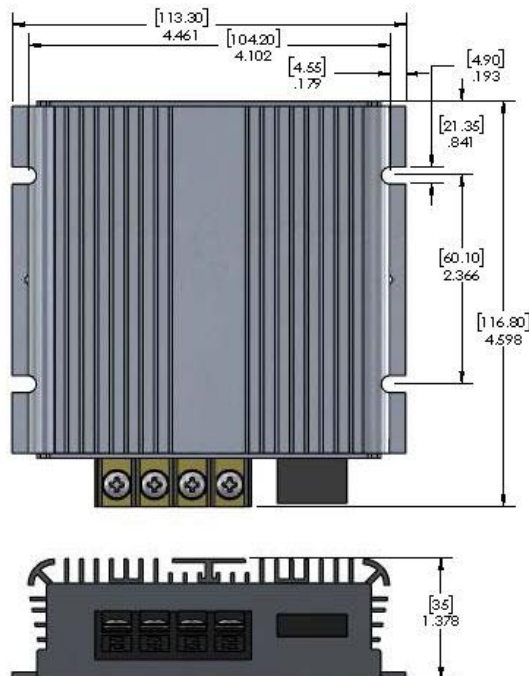


Drive Board Options

Input Voltage	Max Current
20-30V	15A
43-60V	10A
10-60V**	10-40A**

Requires use of Aspen DC-DC Converter in conjunction with Compressor Drive. Max current based on voltage input

DC-DC Converter



Compressor Drive & Converter Application Notes:

1. Drive Board is conformally coated, however, care should be taken to prevent operation in corrosive or wet environments. Drive board is thermally protected, however, airflow over the drive board/ converter and heat sink is highly recommended.
2. Maximum current to the compressor is automatically limited by the drive board by reducing the compressor speed as the current approaches set limits, however, a suitable inline fuse is required for branch circuit protection and safe operation. See Universal Low Noise Sinusoidal Motor Controller Instructions for installation instructions.